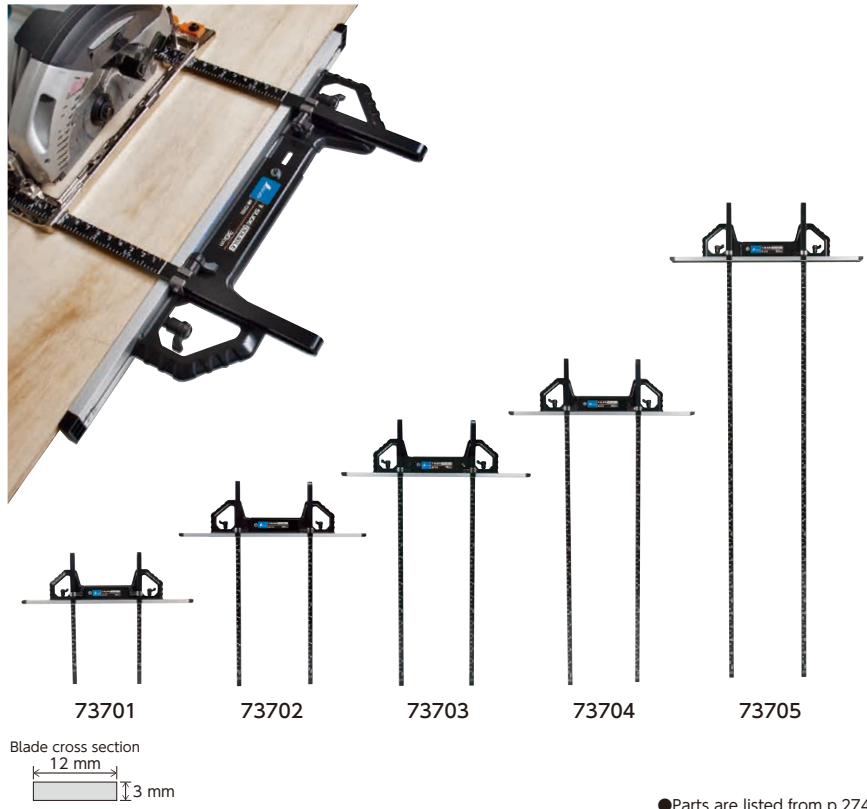


Circular Saw Guide T-Slide Double




●Parts are listed from p.274

Item Code	Description	Body Size (mm)	Weight (g)	JAN Code	Packing Unit	Packaging
73701	15 cm/shaku	327×425×30	650	4 960910 737013	4	
73702	30 cm/shaku	462×425×30	730	4 960910 737020		
73703	45 cm/shaku	612×425×30	830	4 960910 737037		
73704	60 cm/shaku	762×425×30	920	4 960910 737044		
73705	90 cm/shaku	1,062×425×30	1,090	4 960910 737051		

Refer to P. 2 about the shaku scale

Features


- Fixes to the base of an electric circular saw with two arms for stable cutting
- Interval between the two arms and the position of slider can be adjusted separately



- Newly designed stabilizer does not fall off. Prevents arm from shifting left/right, or bending up/down. Ability to clamp on from top, bottom, left and right also prevents falling off.



- Quick-shift lock mechanism fixes arm easily and tightly



- Fence high enough for 3 pieces of 9 mm thick material




Use

- As a guide rule when cutting wooden boards into smaller, long strips with an electric circular saw

Specifications

Edge Height	25 mm
Material	Body: Iron Slider: Aluminum, UHPE tape Protective Cap, Edge Guide, Edge Clamping Plate: ABS resin Clamp Lever: Polyacetal resin

Circular Saw Guide I-Clamp One-touch



●Parts are listed from p.274

Item Code	Description	Body Size (mm)	Weight (g)	JAN Code	Packing Unit	Packaging
77822	1 m/shaku	1,172×60×30	1,200	4 960910 778221	1	
77821	1.2 m/shaku	1,402×60×30	1,300	4 960910 778214		
77823	2 m/shaku	2,172×60×30	2,000	4 960910 778238		
77824	2.4 m/shaku*	2,590×60×30	2,500	4 960910 778245		

Refer to P. 2 about the shaku scale

Features

- Fixes the rule on material with one touch. Not necessary to hold down the rule.
- Convenient not only for an electric circular saw but also as a cutter guide
- 2.4 m model can hold up to 8 shaku board
- One-touch operation for fixing and releasing
- Fastens rule securely without scratching materials
- Durable and lightweight, made of aluminum and stainless steel
- Comes with both shaku and metric graduations
- Stainless steel plate on both guide edges

Use

- As a guide rule when making straight cuts of wooden boards such as 3×6 boards and 4×8 boards with an electric circular saw
- As a cutter guide
- For dimension measurements

Specifications

Item Code	77822	77821	77823	77824
Straightness Tolerance	Less than 0.45 mm	Less than 0.5 mm	Less than 0.6 mm	Less than 0.7 mm
Clamping Size	Minimum 25 mm	Maximum 1,010 mm	1,240 mm	2,010 mm
Edge Height	9 mm	2,445 mm		
Material	Body: Aluminum Mounting Part: Aluminum, urea resin, stainless steel Holding Lever, Edge Cap: ABS resin			
Accessories	2× Cutout positioning sticks (6 × 6 × 160 mm)			